



Proudly built by

BLYTH CATAMARANS

GPR Boat Builders



With a Blyth Catamaran workboat, you can!



Proudly built by

BLYTH CATAMARANS

GPR Boat Builders

Index

About Blyth Catamarans	6
Business Improvements	7
Material & Environment	8
Workforce	9
Blyth Models	10
Blyth 33 & Blyth 36	12
Blyth 11m	14
Blyth 12m	16
Blyth 14m	18
Blyth 15m	22
Blyth 17m	26
Blyth 18m	30
Contact Us	34



About Us

Based in Essex, UK, Blyth Catamarans Ltd company designs and builds GRP customised workboats for commercial operators across a wide range of different industries for a variety of uses and environment.

For over 25 years, Blyth has been building and supplying vessels all over UK and abroad. As a result, the company has established an enviable reputation within the industry for building and supplying stable, sea-kindly, value-for-money workboats that get the job done.

We work closely alongside our clients to build and deliver a boat that is unique to their individual needs, whether it be for charter angling, diving, commercial fishing, passenger carrying, crew transfer or survey work.

Blyth Catamarans has its own 'in-house' technical department enabling the company to tailor an existing and proven design to meet specific customer needs. The team also works closely with naval architect consultants to achieve approval to Standards Authorities such as MCA, Mecal, Irish Transport Department and BG-Verkehr.

Business Improvements

Blyth Catamarans strives to make continual improvements to all aspects of its boat building business. We understand that the product is only as good as the service; and by providing excellent after sales support, customer service and having proper administrative processes in place, we can proudly avouch that Blyth Catamarans vessels achieve the excellence they deserve.



Material and Environment

In order to achieve the highest quality product, Blyth Catamarans only buys the best materials that are fully certified. Other specialised components are made in house, including all metal work which is produced on site by our experienced fabricators and welders.

Blyth Catamarans works closely with marine surveyors and Naval Architect consultants to ensure certification to the relevant standards. All batch numbers and certificates, especially for glass and resins, are safely recorded against the boats they are used on.

Workboats are built in a tightly controlled and monitored environment. Temperature and humidity are constantly recorded and data is stored in the vessels' technical file which is then sent to the certification authorities for approval.



Workforce

Blyth Catamarans team are well trained, vastly experienced and highly skilled, ensuring every vessel is built to the highest possible standards for every application intended for. Our own 'in-house' technical department is able to tailor an existing, proven design to meet specific customer requirements whilst understanding the need to keep to a budget.

We understand that investing in the build of a new workboat is a huge commitment, that is why looking after our clients every step of the way during the build of their workboat is part of Blyth Catamarans mission statement.

For total peace of mind, we continue to offer ongoing after sale support ensuring that every customer's experience is an easy and enjoyable one.




BLYTH MODELS

33 36 11m 12m 14m 15m 17m 18m



Blyth 33 & 36




The Blyth 33 & 36, each cat provides outstanding sea-keeping abilities for a vessel of its size. The large working deck area is customizable for any requirement whether it's line fishing, potting, charter angling or survey work. This build is available as a complete boat or as a kit form.



Vessel Particulars

LOA	10/11m
BOA	4.96m
Draft	1m
Air Draft	3.2m
Drives	Inboards with shaft drives or outboards

Blyth 11m



Vessel Particulars

LOA	11m
BOA	4.96m
Draft	1.1m
Air Draft	From 3.2m
Drives	Inboards with shaft drives and Prop

The Blyth 11m is a fantastic quick response work vessel with a top speed of 25kts+. This adaptable craft is also very successful as a scuba diving vessel. Available as a complete boat or as a kit form.

Blyth 12m



With its excellent sea-keeping abilities and a design that is well established in fields including potting/line fishing, Survey work, harbour duties, sight seeing, passenger carrying and as a wind farm support vessel, this 12m versatile craft is truly a multi role vessel.



Vessel Particulars

LOA	12m
BOA	4.96m
Draft	1.2m
Air Draft	From 3.2m
Drives	Inboards with shaft drives and Prop

Blyth 14m



Blyth 14m



The 14m Blyth Catamarans boast the legendary Blyth safety, stability, speed and seaworthiness. Manoeuvrability is exceptional both at low and high speed. The 14m hulls have low drag resulting in fuel efficiency, a unique feature which is superior to that of comparable similar sized vessels built by others.



Vessel Particulars

LOA	14m
BOA	4.96m
Draft	1.2 - 1.4m
Air Draft	From 3.2m
Drives	Inboards with shaft drives and Prop

Blyth 15m



Blyth 15m



Vessel Particulars

LOA	15m
BOA	5.98m
Draft	1.1m
Air Draft	From 4.5m
Drives	Inboards Props or Water Jets

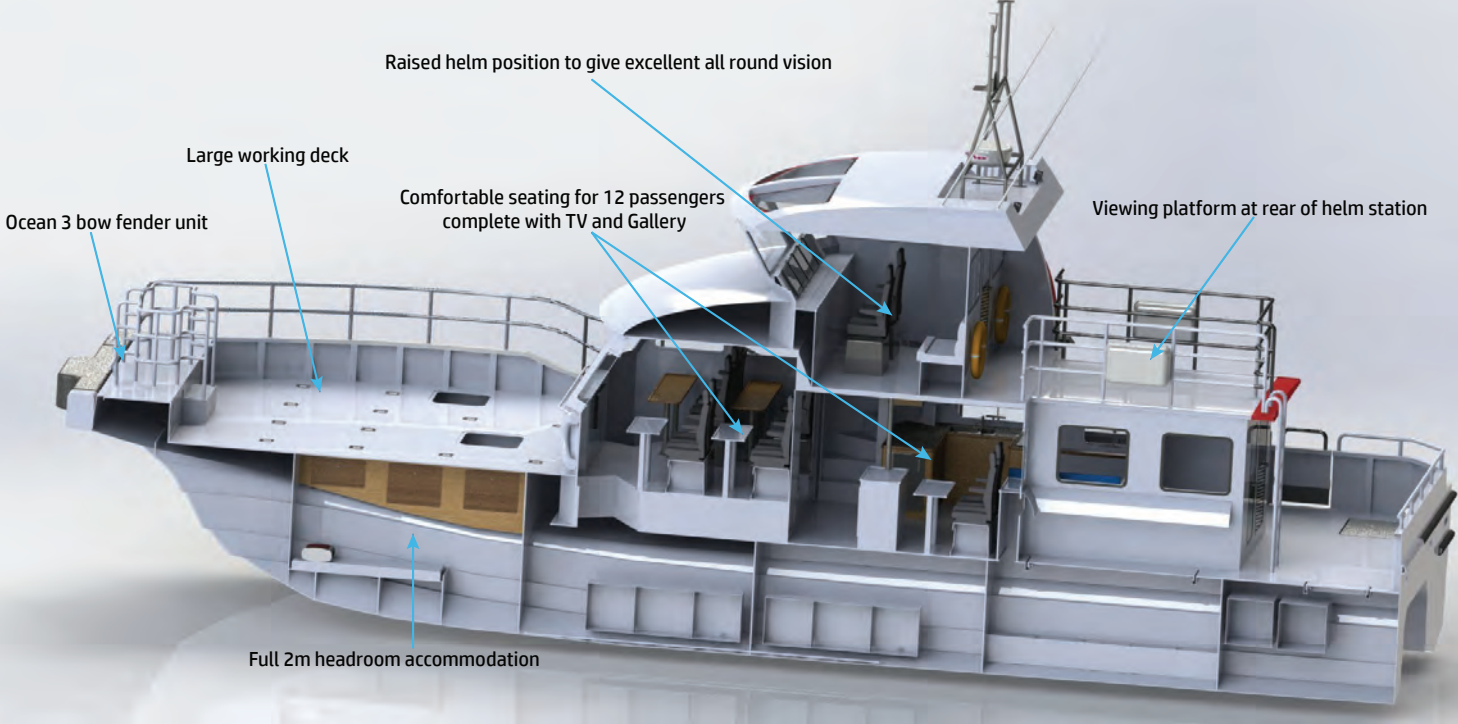
Blyth 17m



Blyth 17m



Introducing the evolution of Blyth Catamaran standard “17m” design, separating the helm and passenger space via the top wheelhouse. This ingenious layout allows for increased internal working space in the main cabin and can easily accommodate both survey and crew transfer duties.



Vessel Particulars



LOA	17m
BOA	5.98m
Draft	From 1.5m
Drives	Inboards Props or Water Jets

Blyth 18m



Blyth 18m



The purposely built Blyth Catamaran 18m Survey vessel featuring an overall beam of 6m, draws 1.3m, displaces 32 tonnes and is coded by the UK Maritime & Coastguard Agency (MCA) to accommodate up to 26 passengers.



Vessel Particulars

LOA	18m
BOA	5.96m
Draft	1.4m
Air Draft	From 5.2m
Drives	Inboards with shaft drives

Contact Us

Blyth Catamarans is ready to provide you with your next workboat and would be delighted to explore your requirements in greater details.

ADDRESS	The Offices First Floor Unit 1, Kings Close Charfleets Industrial Estate Canvey Island Essex SS8 0QZ
Telephone	+44 (0) 1268 698070
E-mail	info@blythcatamarans.co.uk
Web	www.blythcatamarans.co.uk

